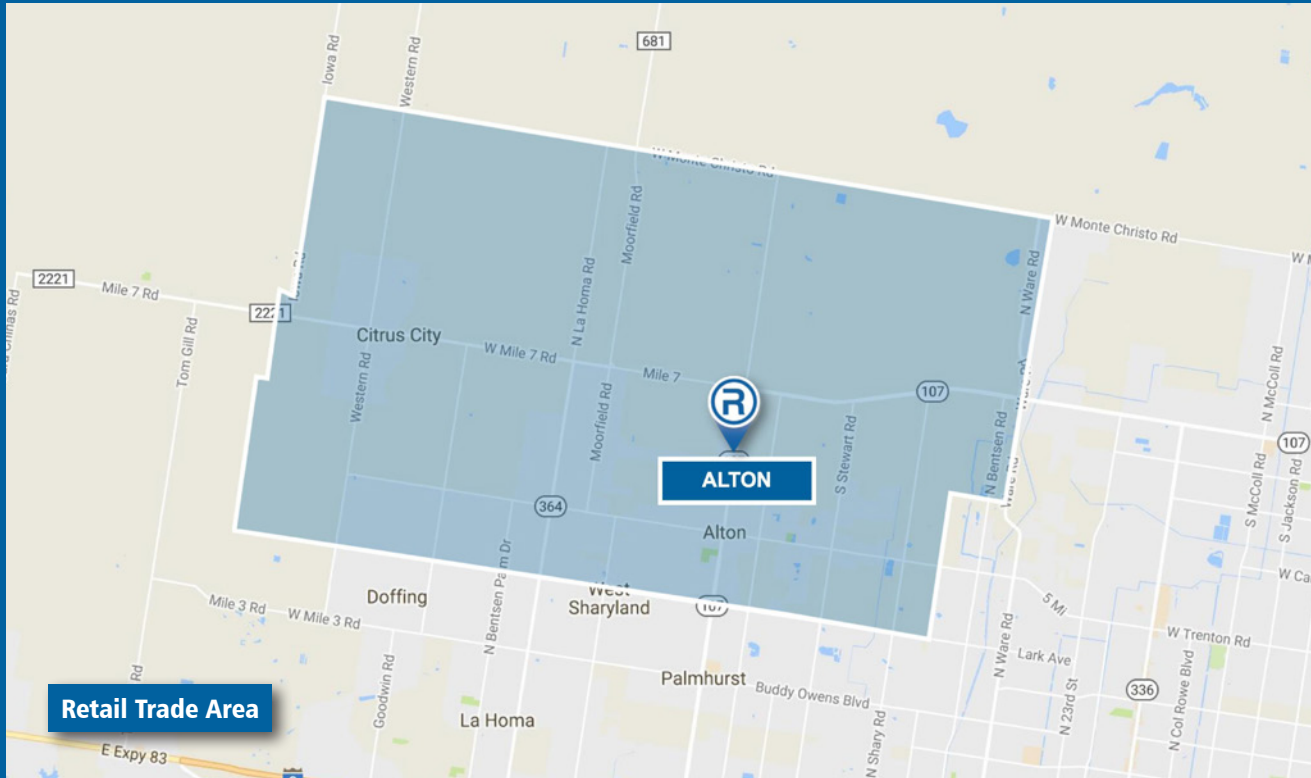


Retail Market Profile 2018



Contact Information

Steve Pena, Chief Executive Officer
 City of Alton Development Corporation
 509 South Alton Boulevard
 Alton, Texas 78573
 Phone 956.432.0760
 steve.pena@alton-tx.gov
 www.alton-tx.gov

March 2018. All information furnished is from sources deemed reliable and is submitted subject to errors, omissions, change of terms and/or conditions. Prepared by The Retail Coach, LLC, a national retail consulting and market research firm. 800.851.0962.

Population

	2000	2010	2018 ESTIMATE	2023 PROJECTION
Retail Trade Area	34,037	51,028	57,510	61,673

Income

	2018 ESTIMATE
Average Household	\$46,014
Median Household	\$28,155
Per Capita	\$10,921

Educational Attainment

	2018 ESTIMATE
Graduate or Professional	2.0%
Bachelor's Degree	6.6%
Associate Degree	3.4%
Some College, No Degree	13.4%
High School Graduate	19.7%
Some High School, No Degree	21.4%
Less than 9th Grade	33.4%

Race Distribution

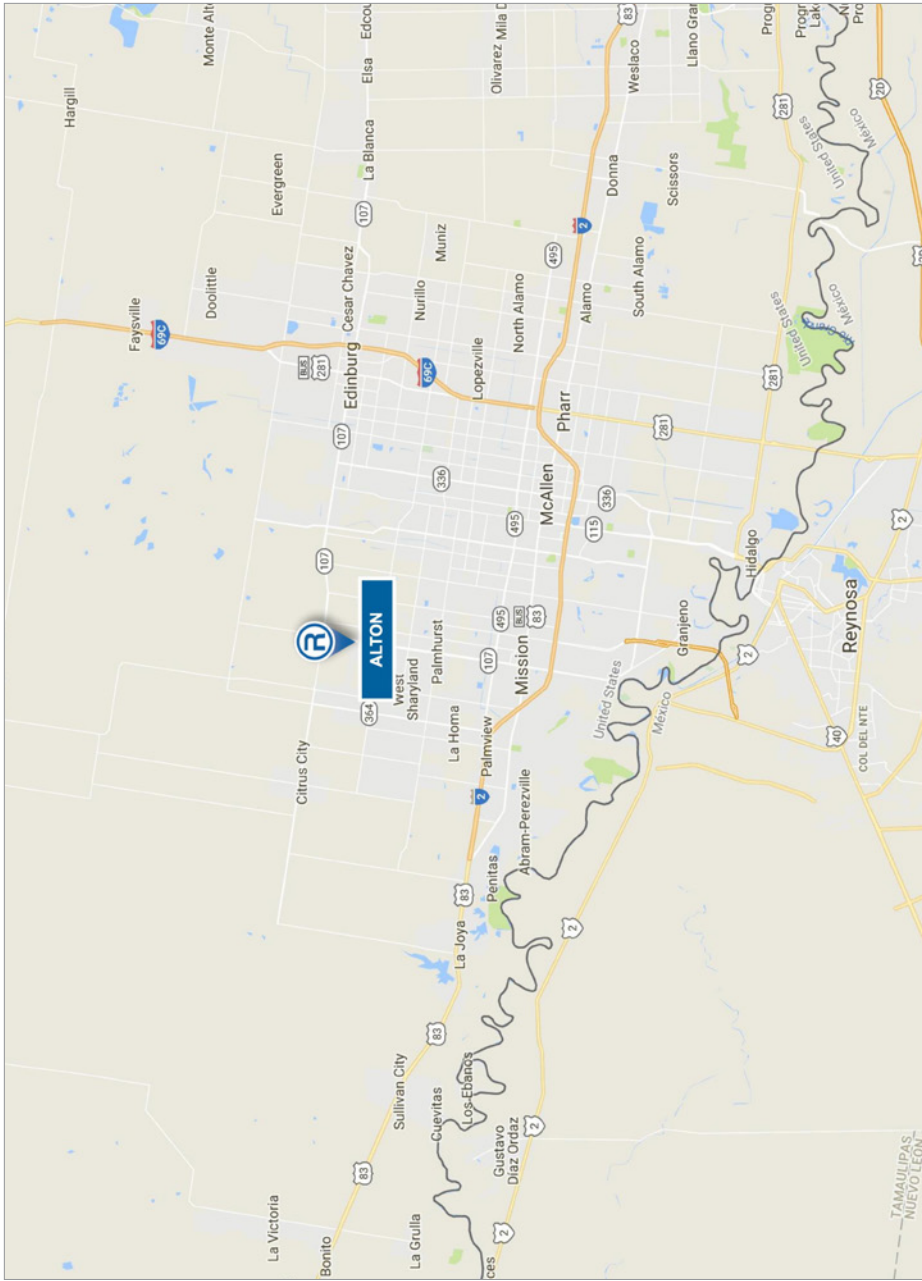
	2018 ESTIMATE
White	95.25%
Black or African American	0.27%
American Indian/Alaskan	0.17%
Asian	0.10%
Native Hawaiian/Islander	0.02%
Other Race	3.22%
Two or More Races	0.97%
Hispanic or Latino (of any race)	92.91%

Age

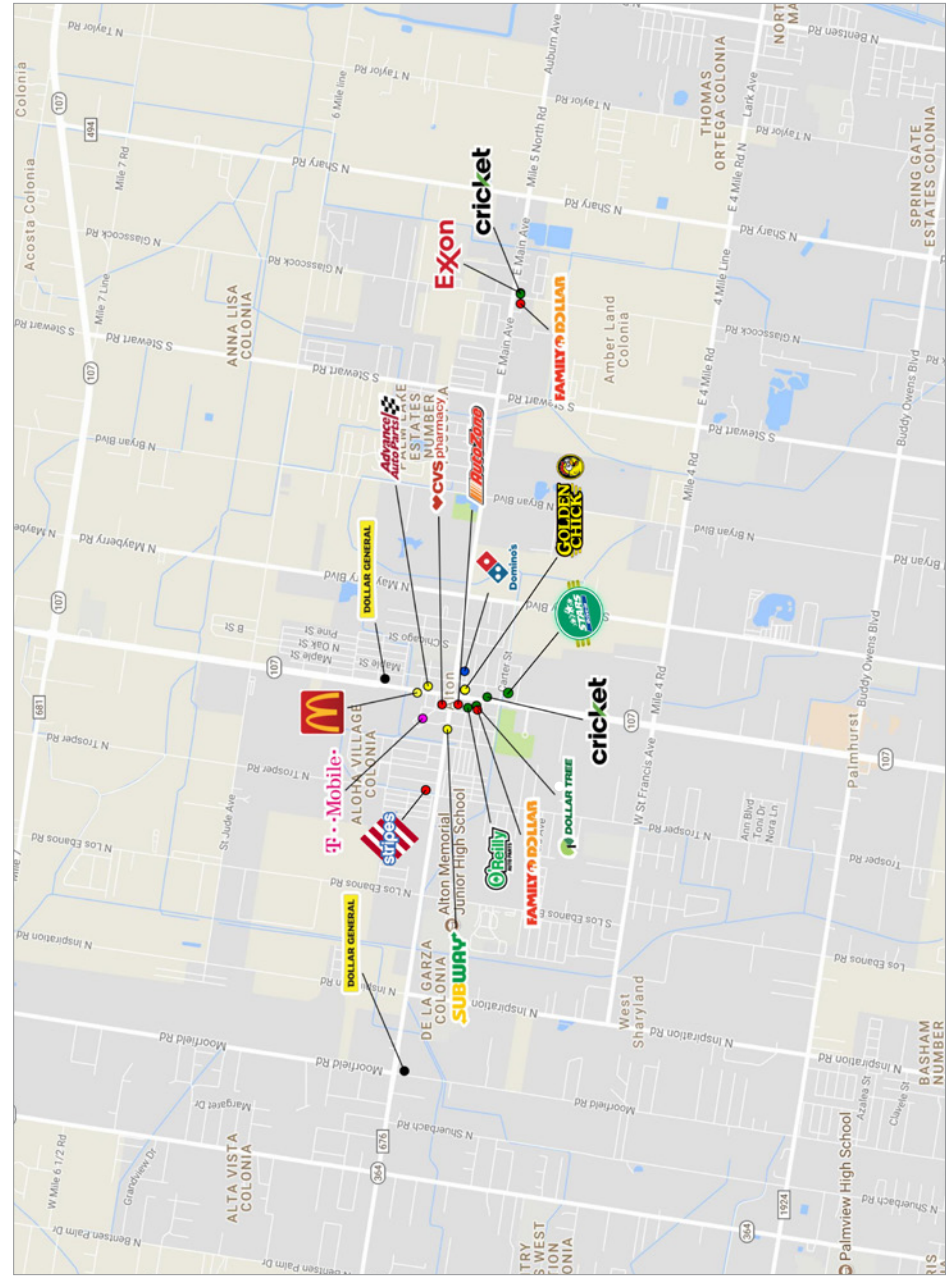
GROUPS	2018 ESTIMATE
9 Years and Under	20.86%
10-17 Years	16.07%
18-24 Years	11.56%
25-34 Years	13.84%
35-44 Years	12.42%
45-54 Years	11.24%
55-64 Years	7.36%
65 Years and Over	6.65%
DISTRIBUTION	2018 ESTIMATE
Median Age	26.00
Average Age	29.75



LOCATION MAP



EXISTING RETAIL



Information provided is for illustrative purposes only and is deemed to be correct as of publish date of this document. Data sources used may include: ESRI, AGS, Nielsen, RegisPro, SitesUSA, TxDOT and/or Microsoft Corporation.